

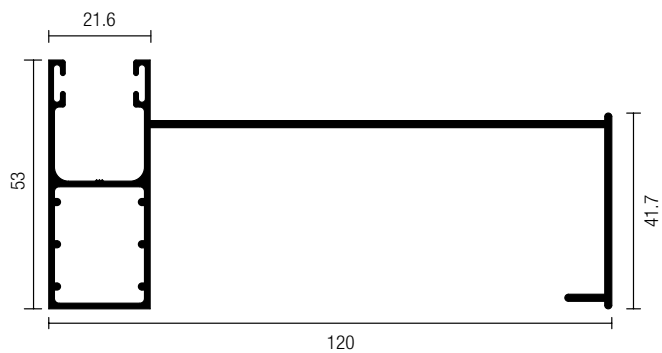
# CALHAS, PERFIS E LÂMINAS

---

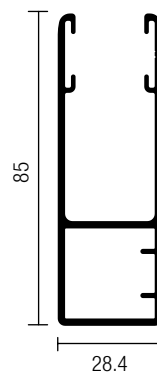
## GUIAS

---

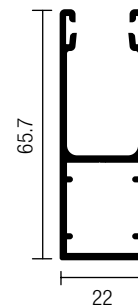
**Guia Especial**



**28x85**



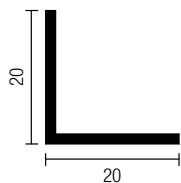
**H-40**



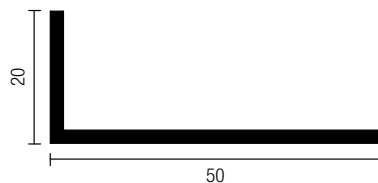
## CANTONEIRAS

---

**20x20**



**50x20**



## TUBO

---

**40x20**

